



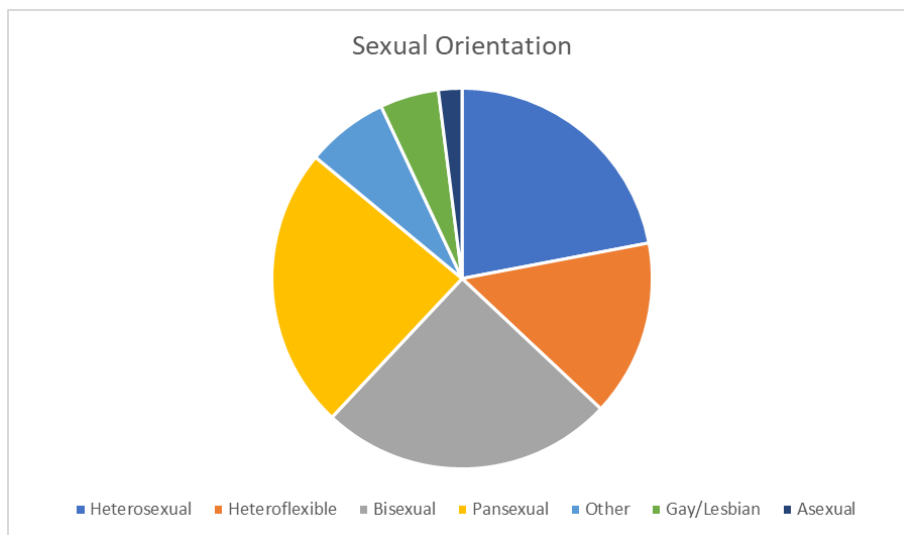
NCSF Consent Survey – Non-monogamy Tech Report

By Susan Wright

NCSF received responses from 3,039 respondents on our 2020 Consent Survey, with 2,110 of them identifying as Consensually Non-monogamous (CNM) and participating in swinging, polyamory and/or non-monogamy.

Demographics

Among the CNM respondents, 78% of the respondents are not heterosexual:



16% are Non-binary People (341 people) / 53% Cisgender Female / 31% Cisgender Male

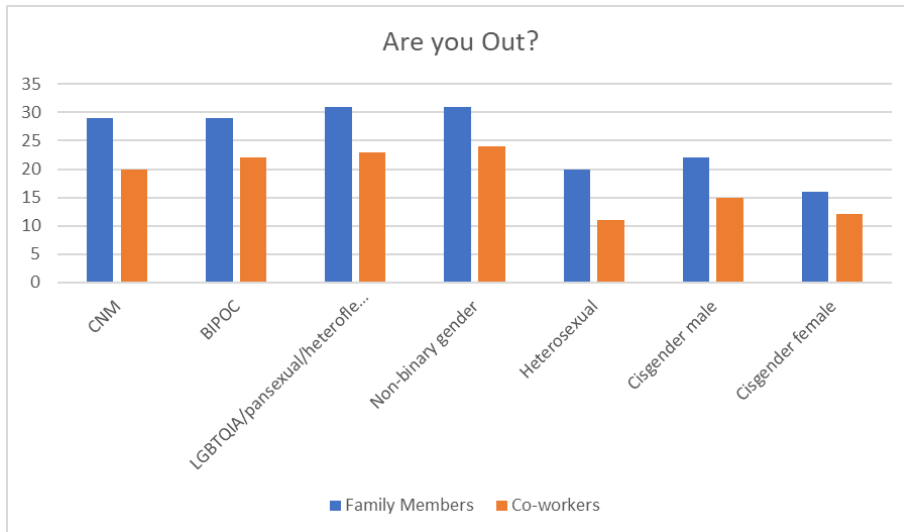
15% are BIPOC (293 people) / 85% White

Are You Out?

Among the CNM respondents, heterosexuals were least likely to be out to co-workers at only 11%, followed by cisgender females at 12%.

Cisgender females were least likely to be out to family at only 16%, followed by heterosexuals at 20%.

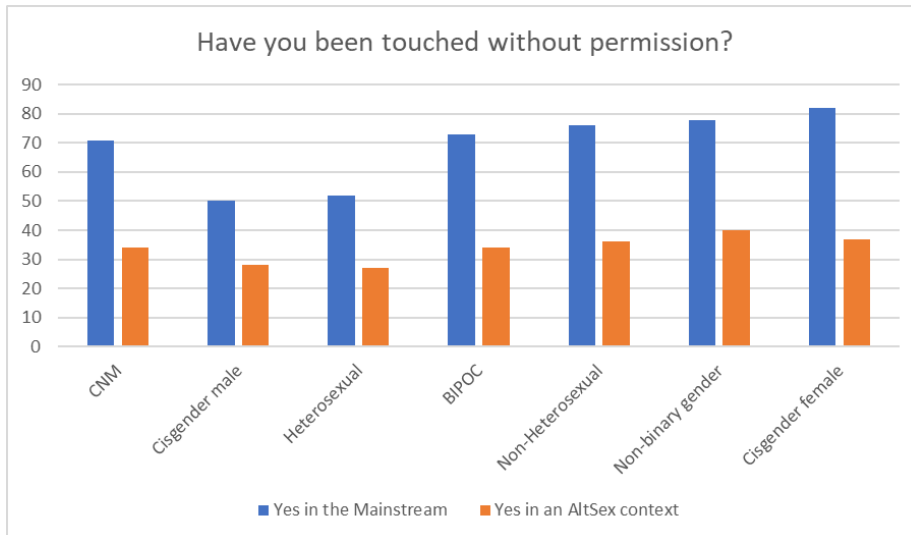
Non-binary people were most likely to be out to co-workers 24% and family 31% followed closely by LGBTQI/pansexual/heteroflexible people.



Nonconsensual Touching

Among the CNM respondents, cisgender females were touched without permission the most in the mainstream – 82%.

Non-binary people were touched the most within a CNM context – 40%.



Have you ever touched someone without permission? 12% yes (Cisgender females slightly more.)

Have you ever been falsely accused of touching someone? 4% yes (Heterosexual and cisgender males slightly more.)

Sexual Assault/Consent Violations

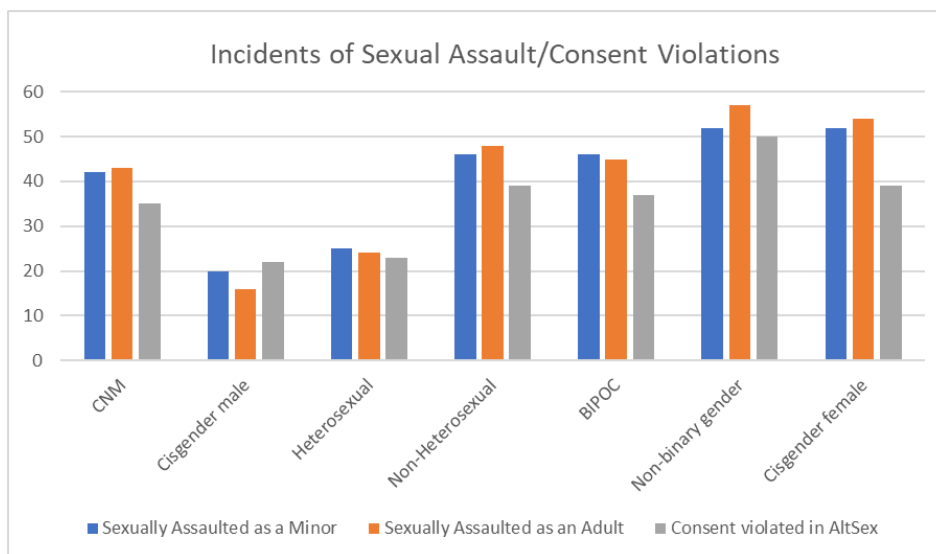
35% of the CNM respondents reported a consent violation within an AltSex context.

Compared to 42% who were sexually assaulted as an adult outside of an AltSex context.

52% of non-binary people and cisgender females reported sexual assault as a minor, with 20% of cisgender males reporting sexual assault.

57% of non-binary people reported sexual assault as an adult outside of AltSex context, with 16% of cisgender males reporting sexual assault.

50% of non-binary people reported a consent incident within in an AltSex context, with 22% of cisgender males reporting a consent incident.



½ of 1 percent of the respondents reported they were injured during a consent violation (96 people out of 2,110)

Of those who were injured, 24 people needed emergency care.

2 CNM respondents reported having a rape kit done.

What happened when your consent was violated? Only 625 CNM respondents answered (Sexual Assault violations in red):

Involving other people without asking	21%	131
No Aftercare	21%	130
Touching the genitals	20%	126
Touching the breasts	16%	100
Penetration without a condom	16%	97
Penetration in the vagina by a penis	14%	89
Penetration in the vagina by a finger/object	13%	82
Cheating	13%	82
Penetration in the ass by a finger or object	9%	57
Penetration in the ass by a penis	8%	52
Humiliation	8%	52

What was the sexual orientation of the person who violated you? Het – 51% Bisexual – 15% Heteroflexible – 14%.

What was the gender identity of person who violated you? Cisgender male – 74% Cisgender female – 20%.

What was the race of the person who violated you? White – 84%.

Have you heard of anyone else violated by this person? Yes – 37%

Was this person in a Leadership position? Yes – 23%

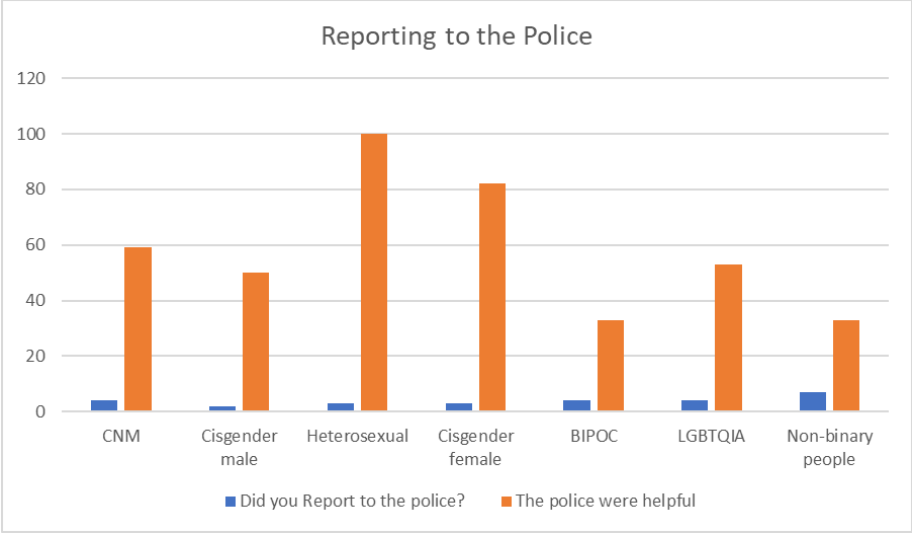
Were they aware they violated your consent? No – 53%

Are the alt sex communities safer than mainstream for you? Yes – 72%

Law Enforcement

4% of the CNM respondents whose consent was violated reported it to the police (7% of the non-binary people reported to the police).

Only 33% of the non-binary people and BIPOC people found the police somewhat helpful:



False Accusations

Have you been falsely accused of committing a consent violation? 6% of 1,833 respondents.

7 people reported being falsely accused to the police.